



From Our Home to Yours

HANDCRAFTED, CUSTOM MADE
FURNITURE



INSPIRED BY Lancaster County Goodness

In Lancaster County, we've been known to move at a slower pace with a focus on faith, family, and the value of a hard day's work. We see these same beliefs across the nation and they're likely how your own family lives. Understanding this connection is what leads us to craft furniture that you can rely on.

Our team of skilled craftsmen hand make each piece of furniture with as much care and intention as if they were making it for their own families. You can feel it in the slight curve to our dining chairs that allow you to rest a bit deeper, in the thoughtful features of our cabinets that make life just a little easier, and in the ruggedness of our tables designed to support whatever the day brings. With multiple finish options, hardware selections, and storage solutions, you can customize any piece of furniture to fit your home and lifestyle.

Every piece of furniture is mindfully made here in Lancaster County. We use locally sourced North American hardwoods that are sustainably grown. Our suppliers ensure these resources are never over-harvested and that the land is always respected.

To us, taking home a piece of our furniture is more than a purchase, it's a special tie that brings our families together. And that means you are more than a customer – you are a part of our community.





Collections

<i>Dining.....</i>	<i>5</i>
<i>Table Options.....</i>	<i>18</i>
<i>Chairs, Benches & Stools</i>	<i>20</i>
<i>Islands & Pub Tables</i>	<i>23</i>
<i>Living Room.....</i>	<i>29</i>
<i>Bedroom</i>	<i>35</i>
<i>Cupboards & Cabinets.....</i>	<i>41</i>
<i>Pie Safes.....</i>	<i>42</i>
<i>Bookcases & Desks</i>	<i>44</i>
<i>Finishing Options</i>	<i>45</i>
<i>Inside Our Woodshop.....</i>	<i>46</i>

CONVENIENT
in-table
extension storage





Simple Supper

ALWAYS ROOM FOR ONE MORE.

There's a special sweetness in a meal made from a fresh harvest. Simple ingredients blended with abundant love create an invitation to gather closer, linger longer, and laugh more. Flexible seating and in-table extension storage makes it easy to always save room for one more at the table.





Extension Table CT93
42" W x 60" L x 30" H

Includes two 12" wide leaves that store easily inside the table. These extension tables are hand finished and rubbed. All tables can be customized. Expandable up to 15 feet long. Available in maple or oak tops with your choice of paint/stains.



State Chair w/Arms
CT414A

19.5" W x 16.5" D x 38" H



State Chair
CT414

19.5" W x 16.5" D x 38" H



Wormy Maple Bench

CT110...3 ft...36" W x 11" D x 19" H

CT111...4 ft...48" W x 11" D x 19" H

CT112...5 ft...60" W x 11" D x 19" H

CT113...6 ft...72" W x 11" D x 19" H





Available in 15
DISTINCT FINISHES





Warm & Welcoming

SPACE THAT CALLS YOU TO LINGER LONGER.

Homemade and handcrafted are a part of our heritage. Whether you're just getting started or you're carrying out a family tradition, we find that made by hand is always worth the wait. We're proud to introduce this classic style in a reinvented way with 15 distinct finishes that allow you to bring your own touch to a timeless tradition.





Originally made at the request of a long-time customer, the Rough Sawn Farm Table has become a standard, popular product that fits well into both country and contemporary rooms.



Rough Sawn Farm Table CT207
42" W x 72" D x 31" H

Shown in black with Michael's cherry top. 8/4 thick rough sawn top and bread board ends. Also available with company boards.



Country Ladder Back Side CT425
18" W x 17" D x 40" H



Country Ladder Back w/Arms CT425A
18" W x 17" D x 40" H



5 ft Shaker Bench CT138
60" W x 12" D x 18" H

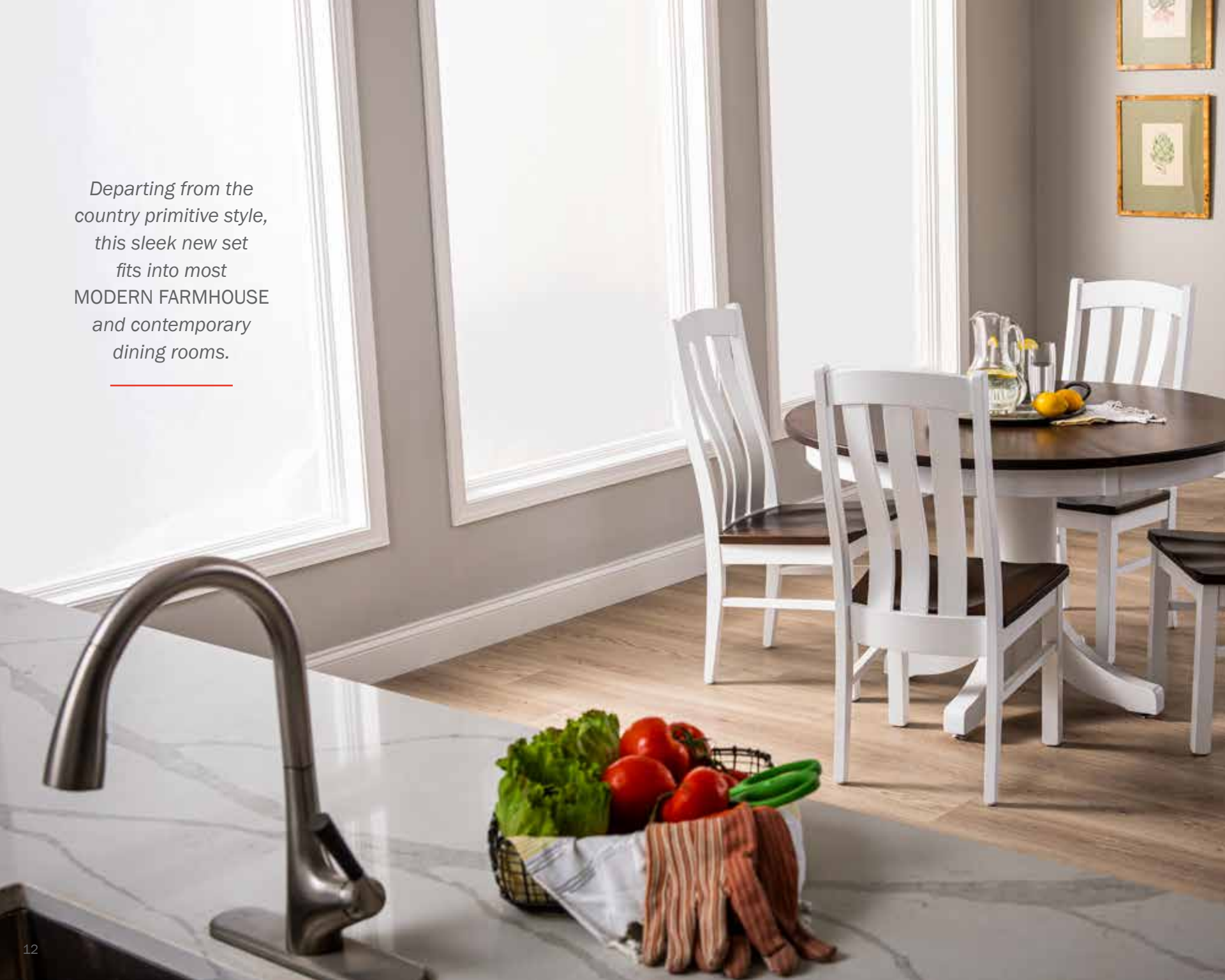


3-Door Classic Hutch CT136
57" W x 18.5" D x 82.5" H





*Departing from the
country primitive style,
this sleek new set
fits into most
MODERN FARMHOUSE
and contemporary
dining rooms.*





Backyard Garden to Table

SIMPLE PLEASURES WORTH SHARING.

Finding opportunities to care for our families keeps us tethered to what matters most in life as the world around us continues to shift. You may find yourself honing your gardening skills, or simply tending to a single potted plant. Either way, there is great beauty in providing nourishment for the ones we love. Tucked into a corner or fully extended, we hope this pedestal table brings a certain ease to gathering with friends and family.





48" Round Shaker Pedestal
Extension Table CT109E
48" W x 48" D x 30" H
Includes 2 leaves.



Raleigh Side
CT450
19 W x 17" D x 40" H



*The equalizer track on this
extension table makes it easy for
one person to add leaves.*





Our SOLID WOODS
are sustainably
harvested





Versatile in function and style, the trestle table provides architectural appeal to any room.



Country Ladder Back
Side CT425
18" W x 17" D x 40" H

Table CT300

42" W x 72" D x 30" H
8/4 top with clear maple
wood stained in special
walnut on a black trestle
base. Available with 2 leaves.



Farm Buffet CT147
19" W x 62.5" D x 36" H
Black w/ special walnut top.

Customize Your Table from Top to Bottom

LEGS & BASES



Shaker Legs

5' Solid Top Farm Table CT44
36" W x 60" L x 30" H



Trestle Base



Stafford Base



Turned Legs



Round Pedestal

42" Pedestal Table CT108
42" W x 42" D x 30" H

Shown in antique white w/ kona top.



Platinum Pedestal

48" Round Shaker Extension Pedestal Table CT109E
48" W x 48" D x 30" H

Includes 2 leaves.

CURVED SKIRTING OPTION

Curved skirting adds decorative flair and more room for arm chairs.



TOPS

Choose from Solid Maple, Solid Oak, Wormy Maple, Rough Sawn, or Butcher Block.





Rough Sawn Table CT207 42" W x 72" D x 31" H

8/4 top w/ breadboard ends, Stafford trestle base, and company boards.

Each company board adds 18" extra inches, so this table is 108" when fully extended.

EXTENSION TABLES

Company Boards
Extra space at the table without pulling it apart. Easy for one person to manage.



Extension Tables
Includes two 12" wide leaves that store easily inside the table. Expandable up to 15 feet long.



no leaves
42" x 60"



1 leaf
42" x 72"



2 leaves
42" x 84"

Equalizer Track
One person can handle this type of extension table!



A Seat at the Table

CHAIRS, BENCHES & STOOLS



Windsor Side CT411
18.5" W x 18.5" D x 41.5" H



Windsor CT411A
18.5" W x 18.5" D x 41.5" H



Swivel Barstool w/Back CT66
18.5" W x 18.5" D x 40" H
Swivel available.



5' Bench CT138
60" W x 12" D x 18.5" H

Benches available up to 6 ft. long.



*pewter stain
w/ clear top*

black & clear top

Backless Barstool CT67
15" W x 15" D x 24" H

Swivel available.



Saddle Stool CT133
21.5" W x 13" D x 24" H



Country Saddle Stool
CT133
18" W x 11" D x 24" H



4' Bench CT111
48" W x 11" D x 19" H

Benches available up to 6 ft. long.





State Side
CT414

19.5 W x 16.5" D x 38" H



State Arm
CT414A

19.5 W x 16.5" D x 38" H



State Pub
CT414P

19.5 W x 16.5" D x 44" H
Swivel available.



Raleigh Side
CT450

19 W x 17" D x 40" H



Raleigh Arm
CT450A

23.5 W x 17" D x 40" H



Raleigh Pub
CT450P

19 W x 17" D x 40" H
Swivel available.



Country Ladder Back
Side CT425

18" W x 17" D x 40" H



Country Ladder Back
w/Arms CT425A

18" W x 17" D x 40" H



Country Ladder Back
Pub CT425P

18" W x 17" D x 40" H
Swivel available.





Small Spaces

PERFECT PLACES TO PLAN AND PREPARE.

There is unmistakable comfort in finding that perfect nook within your home. With beautifully designed details and thoughtful storage solutions, our kitchen islands and cabinets will help you build meaningful spaces to gather, unwind, and to inspire your creativity.





front

Country Saddle Stool CT133
18" W x 11" D x 24" H

Kitchen Island CT63
44.5" W x 27" D x 36" H
*Shown in slate stain
w/kona top.*



back





Three Door Dutch Buffet CT125
55.5" W x 13" D x 36" H



Mini Kitchen Island CT146
38.5" W x 27" D x 36" H
Shown in smoke stain w/kona top.



Kitchen Island CT63
44.5" W x 27" D x 36" H
Shown in smoke stain w/ clear top.



back




front

Long Island CT130
62.5" W x 27" D x 36" H



hidden trash bin



Butcher block top is finished in food grade mineral oil.

Butcher Block Island CT131
44.5" W x 27" D x 36" H



Large Kitchen CT116
62.5" W x 27" D x 36" H



Kitchen Island CT63
44.5" W x 27" D x 36" H

Bar Stool CT67
14" W x 14" D x 24" H



42" Round Pub Table CT127P
42" W x 42" D x 36" H

Country Ladderback Pub Chair CT425P
18" W x 17" D x 40" H

NEED MORE SPACE ON TOP?

Ask us about adding a few extra inches to your table or island top.





Family Time

RESTFUL MOMENTS TO SLOW DOWN.

There's a special rhythm in the routine of the evening that encourages us to slow down and focus on family. We find that mixing the natural finish of our wooden furniture with the soft comforts of a just-right sofa or cozy armchair brings harmony and function to your family's favorite space. We think you'll find the balance is the perfect setting for weekends in, family game nights, and long snuggles.







Coffee Table CT61
45" W x 20" D x 18" H



End Table CT62
20" W x 20" D x 24" H



Windsor CT411A
18.5" W x 18.5" D x 41.5" H
*Shown in black w/
Michael's Cherry seat.*



Large Plasma TV Stand CT100
60" W x 18" D x 32" H



Corner TV Stand CT92
44" W x 18" D x 30" H





Plasma TV Stand CT87
42.5" W x 18.5" D x 33" H
Shown in special walnut finish.



Country Coffee Table CT103
45" W x 20" D x 20" H



Country End Table CT104
20" W x 20" D x 24" H



Coffee Table CT61
45" W x 20" D x 18" H
Shown in pewter w/ kona top.



End Table CT62
20" W x 20" D x 24" H
Shown in pewter w/ kona top.

NEED MORE SPACE ON TOP?

Ask us about adding a few extra inches to your table or island top.



Shaker Coffee Table CT140
55" W x 25" D x 18" H
Shown in black w/ special walnut top.



Shaker End Table CT142
23" W x 23" D x 22" H



Sofa Table CT135
40" W x 14" D x 33" H

Shown in antique white w/ kona top.



Toy Chest CT85
34" W x 17" D x 19" H



Hunt Table CT12
40.5" W x 15" D x 36" H



Large Plasma TV Stand CT144
72" W x 18" D x 32" H

Shown in antique white w/ kona top.



Bachelor's Cabinet CT70
23" W x 13" D x 72" H

Shown in antique white.



Large Hunt Table CT57
52" W x 14.5" D x 36" H





Bedroom

REST DEEPLY. SLEEP PEACEFULLY. DREAM SWEETLY.

Finding time to tuck away from the hurriedness of the day isn't always easy. Create a space where you can rest your head and your heart as you reflect on the day and prepare for the next. We designed our bedroom furniture to be simple, elegant, and timeless so you can rest easier and wake more refreshed.





Oxford Bedroom

W/ RAISED PANELS



Queen Bed 502-OX

64" W x 86.5" D x 47" H

*Antique slate stain with kona tops.
Available in king, queen or full.*



3 Drawer Night Stand 530-OX

21.25" W x 16" D x 30" H



5 Drawer Chest of Drawers 520-OX

30.5" W x 20" D x 53" H



6 Drawer Dresser 511-OX

51" W x 20" D x 34" H

Mirror 515-OX

34" W x 2" D x 41.5" H



Armoire 540-OX

33.5" W x 21" D x 72" H

Oxford Bedroom



Queen Bed 502-OX
64" W x 86.5" D x 47" H
Available in king, queen or full.



7 Drawer Dresser 510-OX
61" W x 20" D x 37" H
Shown in smoke stain w/kona top.



3 Drawer Night Stand 530-OX
21.25" W x 16" D x 30" H



5 Drawer Chest of Drawers 520-OX
30.5" W x 20" D x 53" H



6 Drawer Dresser 511-OX
51" W x 20" D x 34" H
Mirror 515-OX
34" W x 2" D x 41.5" H

Monterey Bedroom



Queen Bed 502-0X

64" W x 86.5" D x 47" H

Available in king, queen or full.

Shown in rich tobacco finish.



3 Drawer Night Stand 530M

21.25" W x 16" D x 30" H



5 Drawer Chest of Drawers 520M

30.5" W x 20" D x 53" H



6 Drawer Dresser 511M

51" W x 20" D x 34" H

Mirror 515M

34" W x 2" D x 41.5" H



Cupboards, Bookcases, Cabinets & Desks

A PLACE FOR EVERYTHING
AND EVERYTHING IN ITS PLACE.

As our families grow so do our collections. Both necessities and novelties are easy to overwhelm but finding function for each object can bring harmony to the home. From pantries to pie safes, bookcases, and desks, you'll find a solution that meets both the demand and style of your home.



Armoire CT540-OX
33.5" W x 21" D x 72" H
Shown in honey leaf.



Pantry CT55
39" W x 13" D x 72" H
Shown in special walnut stain.



XL Pantry CT55A
39 W x 18" D x 72" H
Shown in granite finish.



Bachelor's Cabinet CT70
23" W x 13" D x 72" H
Shown in antique white.



Small Pie Safe CT48
35" W x 13" D x 44" H
Available in raised panel or tin.



Bath Cabinet CT15
27" W x 7" D x 33" H



Medicine Cabinet CT16
17.5" W x 7" D x 33" H



Trash Bin CT60
20" W x 13" D x 35" H



Small Jelly Cabinet with Drawer CT47
22.5" W x 13" D x 33" H



Chimney Cabinet CT 58
21" W x 13" D x 55" H
Shown in pewter finish.



Tall Pie Safe CT77
34.5" W x 13" D x 55" H
Available in raised panel or tin.



Pie Safe with Drawer CT05
34" W x 17" D x 51" H
*Available in raised panel or tin.
Shown in pebblestone finish.*



Small Pie Safe CT48
35" W x 13" D x 44" H
Available in raised panel or tin.



3-Door Classic Hutch CT136
57" W x 18.5" D x 82.5" H
Shown in black & Michael's cherry.



Corner Cabinet CT25
34.5" W x 24" D x 71" H



Classic Hutch CT107
42.5" W x 18.5" D x 79" H



2 Door Hutch CT08
42.5" W x 18.5" D x 78" H



Server CT09
42.5" W x 18.5" D x 36" H



Dutch Buffet CT69
38.5" W x 13" D x 36" H



Two Door Cabinet CT42
32" W x 13" D x 33" H



Linen Cabinet with Split Door CT36
27.5" W x 13" D x 43" H



Jelly Cabinet CT06
21" W x 13" D x 44" H

Available in raised panel or tin.



6' Bookcase CT56
39" W x 13" D x 72" H



2' Bookcase with Drawer CT04
22.5" W x 10" D x 53" H



Window Chest CT50
19" W x 13" D x 22" H



Student Desk CT132
45" W x 19.5" D x 66" H



Student Desk CT132A (base only)
45" W x 19.5" D x 31" H



Computer Desk CT115
40" W x 22" D x 56" H

Custom Design & Finish Options

Function and design are thoughtfully blended into every piece of furniture our makers bring to life. With multiple finishes, hardware selections, and storage options, you can customize any piece of furniture to fit your home and lifestyle. Our master finishing process includes careful wood preparation before hand-applying the finest quality stain or paint. Every piece is then sealed to perfection to provide unmatched durability and protect against the spills and scratches of everyday life.



Antique White



Pebblestone



Sage Green



Red



Rich Tobacco



Special Walnut



Honey Leaf



Michael's Cherry



Harvest



Kona



Smoke



Antique Slate



Pewter



Granite

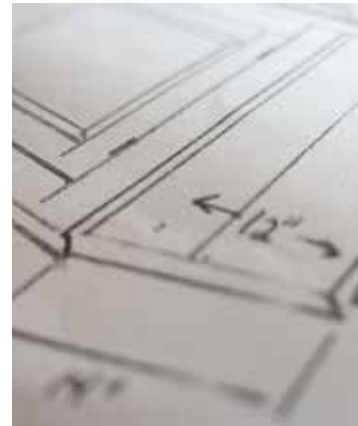


Black

A Peek Inside OUR WOODSHOP

*Old world craftsmanship is alive and well at
our shop in Lancaster County, Pennsylvania.*







• **Made in Lancaster County, Pennsylvania** •

Regardless of place, families are the same. Our homes are at the center of our lives. And good furniture brings us together. Solid, comfortable chairs invite satisfied sighs of relaxation and memorable everyday moments. Sturdy, durable tables offer plenty of room for soul-soothing meals and lively conversation. Whether you're starting from scratch or perfecting a well lived-in home, we hope our hand-crafted furniture will bring your family together – now and in the years to come.

